

STOPPER

MAGNETOSHAPE® -stopper, electrical, with damper (up to 4.8 kg)

Article no. VEG4,8-TS1



Technical Data

MAGNETOSHAPE® -stopper

Operating temperature	0 °C to +40 °C
Voltage	24 V
Maximum current	4.0 A
Holding power	9 W
Connector	DIN EN 175301-803

Applications

- To be used for TS1 as well as compatible conveyor systems

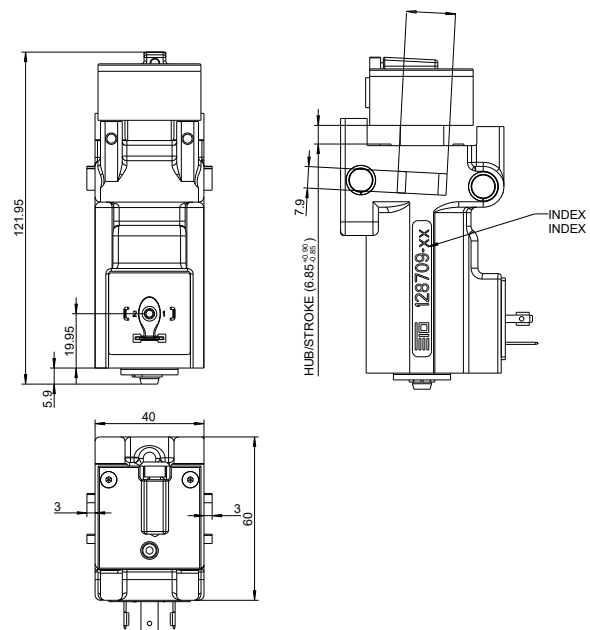
Features/characteristics

- installation of a pallet position sensor possible on both sides
- holes provided for SH Quick fixture
- mounting in 8 mm groove
- with power reduction cable, the same software sequence is as possible with pneumatic stopper
- further requirements possible upon request

Customer benefits

- world's first stopper with magnetic shape memory alloy (MAGNETOSHAPE®)
- high energy efficiency due to power reduction cable
- extremely compact design
- identical installation space as stoppers without damper, easily exchangeable within the same pallet weight class

Dimensions



Weight of pallet

max. pallet weight (kg)	max. total weight (kg)	conveyor speed (m/min)	cycle time* (sec.)
4.8	10	6	5
2.5	7.5	9	5
1.5	5	12	5
1.0	3	15	5
0.8	3	18	5

To achieve the values in the table above, the use of a power reduction cable is necessary. The maximum pallet weights depend on the level of friction.

Stopper Accessories

- Power reduction cable, length 3 m, article no. LRK3
- Power reduction cable, length 10 m, article no. LRK10
- Connector (including switch), article no. LRS

Detailed information required?

ETO GRUPPE TECHNOLOGIES GmbH
Hardtring 8, 78333 Stockach, Germany
Phone: +49 7771 809-0
info@etogruppe.com

STOPPER

MAGNETOSHAPE® -stopper, electrical, with damper (up to 4.8 kg)

Article-no. VEG4,8-TS2+



Technical data

MAGNETOSHAPE® - Stopper

Operating temperature	0 °C to +40 °C
Voltage	24 V
Maximum current	4.0 A
Holding power	9 W
Connector	DIN EN 175301-803

Applications

- To be used for TS2+ as well as compatible conveyor systems

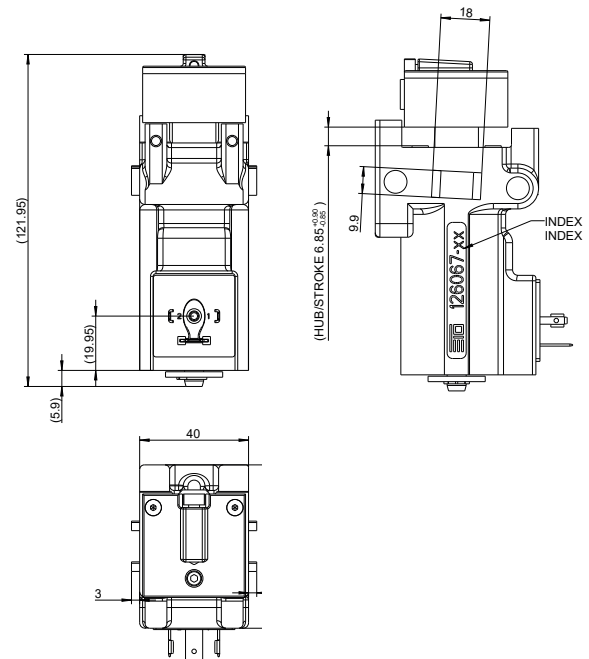
Features/characteristics

- installation of a pallet position sensor possible on both sides
- holes provided for SH Quick fixture
- mounting in 8 mm groove
- with power reduction cable, the same software sequence is as possible with pneumatic stopper
- further requirements possible upon request

Customer benefits

- world's first stopper with magnetic shape memory alloy (MAGNETOSHAPE®)
- high energy efficiency due to power reduction cable
- extremely compact design
- identical installation space as stoppers without damper, easily exchangeable within the same pallet weight class

Dimensions



Weight of pallet

max. pallet weight (kg)	max. total weight (kg)	conveyor speed (m/min)	cycle time* (sec.)
4.8	10	6	5
2.5	7.5	9	5
1.5	5	12	5
1,0	3	15	5
0.8	3	18	5

To achieve the values in the table above, the use of a power reduction cable is necessary. The maximum pallet weights depend on the level of friction.

Stopper Accessories

- Power reduction cable, length 3 m, article no. LRK3
- Power reduction cable, length 10 m, article no. LRK10
- Connector (including switch), article no. LRS

Detailed information required?

ETO GRUPPE TECHNOLOGIES GmbH
Hardtring 8, 78333 Stockach, Germany
Phone: +49 7771 809-0
info@etogruppe.com

STOPPER

Stopper, electrical, without damper (up to 8 kg)

Article no. VEU8-TS1



Technical data

Electrical stopper

Operating temperature	-40 °C to +40 °C *
Voltage	24 V
Maximum current	4.0 A
Holding power	9 W
Connector	DIN EN 175301-803

* in dry air

Applications

- to be used for TS1 as well as compatible conveyor systems

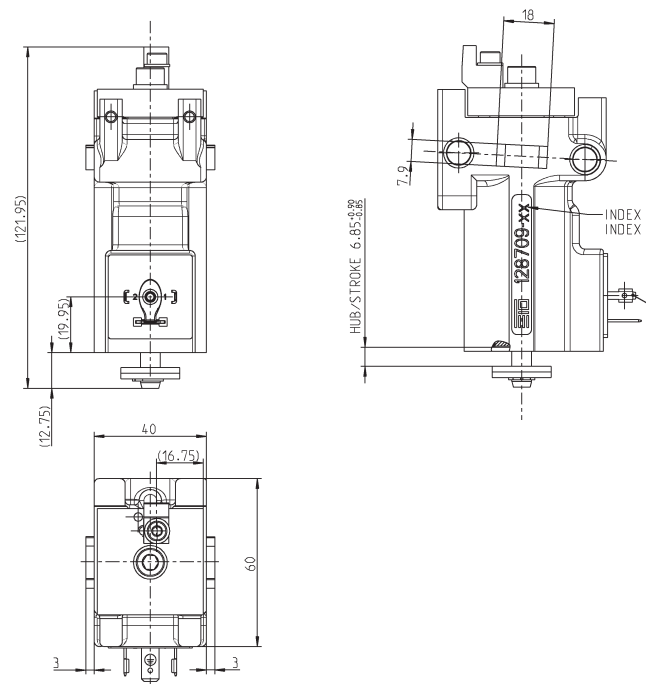
Features/characteristics

- installation of a pallet position sensor possible on both sides
- holes provided for SH Quick fixture
- mounting in 8 mm groove
- with power reduction cable, the same software sequence is as possible with pneumatic stopper
- further requirements possible upon request

Customer benefits

- High energy efficiency due to power reduction cable
- identical installation space as MAGNETOSHAPE® stopper VEG4,8-TS1 with damper, therefore easily exchangeable within the same pallet weight class (observe maximum pallet weight)
- extremely compact design
- compatible with all common pneumatic stoppers due to compact design

Dimensions



Weight of pallet

max. pallet weight (kg)	max. total weight (kg)	conveyor speed (m/min)	cycle time* (sec.)
8	25	6	5
5	25	9	5
3.5	20	12	5
3	15	15	5
2.5	15	18	5

* Lower cycle times achievable for total pallet weight ≤ 3 kg.

To achieve the values in the table above, the use of a power reduction cable is necessary. The maximum pallet weights depend on the level of friction.

Stopper Accessories

- Power reduction cable, length 3 m, article no. LRK3
- Power reduction cable, length 10 m, article no. LRK10
- Connector (including switch), article no. LRS

Detailed information required?

ETO GRUPPE TECHNOLOGIES GmbH
Hardtring 8, 78333 Stockach, Germany
Phone: +49 7771 809-0
info@etogruppe.com

STOPPER

Stopper, electrical, without damper (up to 8 kg)

Article no. VEU8-TS2+



Technical Data

Electrical stopper

Operating temperature	-40 °C to +40 °C *
Voltage	24 V
Maximum current	4.3 A
Holding power	9 W
Connector	DIN EN 175301-803

* in dry air

Applications

- to be used for Bosch TS2+ and compatible conveyor systems

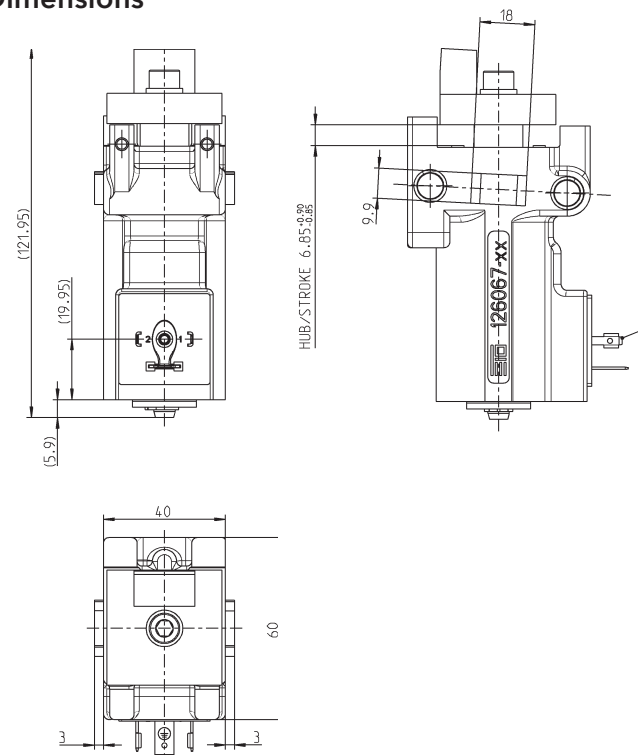
Features/characteristics

- installation of a pallet position sensor possible on both sides
- mounting in 10 mm groove
- with power reduction cable, the same software sequence is as possible with pneumatic stopper
- further requirements possible upon request

Customer benefits

- higher energy efficiency due to power reduction cable
- identical installation space as MAGNETOSHAPE® stopper VEG4,8-TS1 with damper, therefore easily exchangeable within the same pallet weight class (observe maximum pallet weight)
- extremely compact design
- compatible with all common pneumatic stoppers due to compact design

Dimensions



Weight of pallet

max. pallet weight (kg)	max. total weight (kg)	conveyor speed (m/min)	cycle time* (sec.)
8	25	6	5
5	25	9	5
3.5	20	12	5
3	15	15	5
2.5	15	18	5

* Lower cycle times achievable for total pallet weight \leq 3 kg.

To achieve the values in the table above, the use of a power reduction cable is necessary. The maximum pallet weights depend on the level of friction.

Stopper Accessories

- Power reduction cable, length 3 m, article no. LRK3
- Power reduction cable, length 10 m, article no. LRK10
- Connector (including switch), article no. LRS

Detailed information required?

ETO GRUPPE TECHNOLOGIES GmbH
Hardtring 8, 78333 Stockach, Germany
Phone: +49 7771 809-0
info@etogruppe.com

STOPPER

Stopper, electrical, without damper (up to 30 kg)

Article no. VEU30-TS2+



Technical Data

Electrical stopper

Operating temperature	-40 °C to +40 °C *
Voltage	24 V
Maximum current	4.3 A
Holding power	9 W
Connector	DIN EN 175301-803

* in dry air

Applications

- To be used for Bosch TS2+ as well as compatible conveyor systems

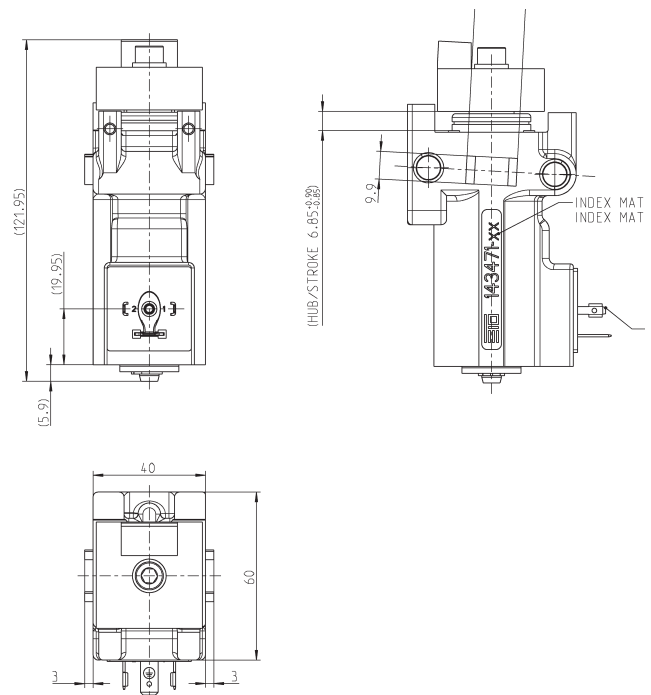
Features/characteristics

- installation of a pallet position sensor possible on both sides
- mounting in 10 mm groove
- with power reduction cable, the same software sequence is as possible with pneumatic stopper
- further requirements possible upon request

Customer benefits

- higher energy efficiency due to power reduction cable
- identical installation space as MAGNETOSHAPÉ® stopper VEG4,8-TS1 with damper, therefore easily exchangeable within the same pallet weight class (observe maximum pallet weight)
- extremely compact design
- compatible with all common pneumatic stoppers due to compact design

Dimensions



Weight of pallet

max. pallet weight (kg)	max. total weight (kg)	conveyor speed (m/min)	cycle time* (sec.)
30	45	6	5
22	45	9	5
15	45	12	5
13	40	15	5
11	33	18	5

* Lower cycle times achievable for total pallet weight ≤ 3 kg.

To achieve the values in the table above, the use of a power reduction cable is necessary. The maximum pallet weights depend on the level of friction.

Stopper Accessories

- Power reduction cable, length 3 m, article no. LRK3
- Power reduction cable, length 10 m, article no. LRK10
- Connector (including switch), article no. LRS

Detailed information required?

ETO GRUPPE TECHNOLOGIES GmbH
Hardtring 8, 78333 Stockach, Germany
Phone: +49 7771 809-0
info@etogruppe.com

STOPPER ACCESSORIES

Connector for power reduction (for stoppers with and without damper)

Article no. LRS



Applications

- can be used for all ETO stoppers
- connection for 3-wire cable

Features/characteristic

- depending on cable length and pallet weight:
 - cable cross-section = 0,75 mm² with VEU8-TS1, VEU8-TS2+, VEG4,8-TS1 and VEG4,8-TS2+
 - cable cross-section = 1,5 mm² > 8 kg at 6 m/min with VEU8-TS2+ and VEG4,8-TS2+
- fuse protection against inductive load
- contact assignment see wiring diagram
- switches electronically – no optocoupler (relay??) necessary
- LED green: 24 V applied; LED yellow: stopper activated; LED flashing yellow: error

Kundennutzen

- higher energy efficiency due to power reduction
- minimized installation and set-up efforts
- for direct connection to the power supply and PLC controls

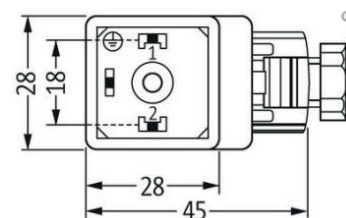
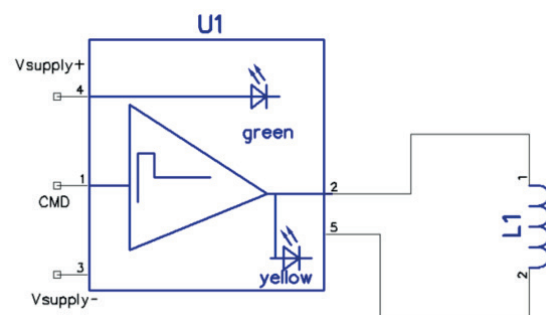
Technical Data

Connector for power reduction

Operating temperature	-40 °C to 50 °C
Maximum Current	4.5 A
Holding power	9 W
Terminal 1	24 V
Terminal 2	0 V
Terminal 3	PLC-Signal

Dimensions and wiring diagram

The stopper is retracted with 24 V
The stopper is extended with 0 V



Height: 41 mm



Matching stoppers and accessories

- Stopper, electrical, with damper, article no. VEG4,8-TS1
- Stopper, electrical, with damper article no. VEG4,8-TS2+
- Stopper, electrical, without damper, article no. VEU8-TS1
- Stopper, electrical, without damper, article no. VEU8-TS2+
- Stopper, electrical, without damper, article no. VEU30-TS2+

Detailed information required?

ETO GRUPPE TECHNOLOGIES GmbH
Hardtring 8, 78333 Stockach, Germany
Phone: +49 7771 809-0
info@etogruppe.com

STOPPER ACCESSORIES

Power reduction cable for stoppers with and without dampers (3 m)

Article no. LRK3



Technical data

power reduction cable 3 m

Operating temperature	-40 °C to 50 °C
Voltage	24 V
Maximum current	4.5 A
Holding power	8 W
Connector	DIN 43650 Typ A

Applications

- can be used for all ETO stoppers

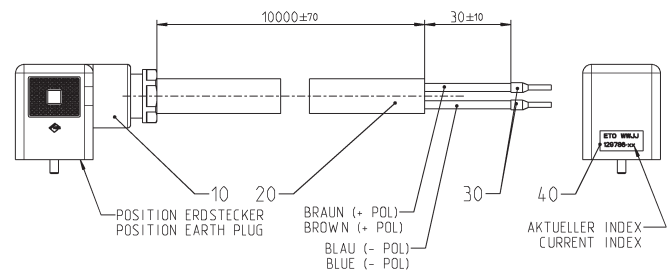
Features/characteristics

- power reduction of approximately 93 % reduces stopper wear and noise
- protection against inductive load
- further requirements possible upon request

Customer benefits

- higher energy efficiency due to power reduction
- switching function must be performed with an optocoupler (not included)

Dimensions



Matching stoppers and accessories

- Stopper, electrical, with damper, article no. VEG4,8-TS1
- Stopper, electrical, with damper article no. VEG4,8-TS2+
- Stopper, electrical, without damper, article no. VEU8-TS1
- Stopper, electrical, without damper, article no. VEU8-TS2+
- Stopper, electrical, without damper, article no. VEU30-TS2+

Detailed information required?

ETO GRUPPE TECHNOLOGIES GmbH
Hardtring 8, 78333 Stockach, Germany
Phone: +49 7771 809-0
info@etogruppe.com

Power reduction cable for stoppers with and without dampers (10 m)

Article no. LRK10



Technical data

power reduction cable 10 m

Operating temperature	-40 °C to 50 °C
Voltage	24 V
Maximum current	4.5 A
Holding power	8 W
Connector	DIN 43650 Typ A

Applications

- can be used for all ETO stoppers

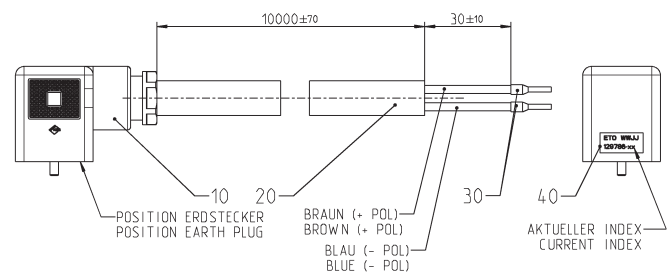
Features/characteristics

- power reduction of approximately 93 % reduces stopper wear and noise
- protection against inductive load
- further requirements possible upon request

Customer benefits

- higher energy efficiency due to power reduction
- switching function must be performed with an optocoupler (not included)

Dimensions



Matching stoppers and accessories

- Stopper, electrical, with damper, article no. VEG4,8-TS1
- Stopper, electrical, with damper article no. VEG4,8-TS2+
- Stopper, electrical, without damper, article no. VEU8-TS1
- Stopper, electrical, without damper, article no. VEU8-TS2+
- Stopper, electrical, without damper, article no. VEU30-TS2+

Detailed information required?

ETO GRUPPE TECHNOLOGIES GmbH
Hardtring 8, 78333 Stockach, Germany
Phone: +49 7771 809-0
info@etogruppe.com